

Step 1: Go to [2021 PWI Convention Ticket Sale site](https://www.eventbrite.com.au/e/pwi-annual-convention-2021-tickets-172484735487)

Step 2: Click on the "Tickets" button

The screenshot shows a web browser window displaying an Eventbrite event page. The browser's address bar contains the URL [eventbrite.com.au/e/pwi-annual-convention-2021-tickets-172484735487](https://www.eventbrite.com.au/e/pwi-annual-convention-2021-tickets-172484735487), which is highlighted with a red box and a red circle containing the number '1'. The Eventbrite header includes a search bar and navigation links like 'Browse Events', 'Organise', 'Help', 'Create an event', and 'Sign In'. The main event banner features the title 'RAIL TO RECOVERY' and the PWI logo. On the right side of the banner, the event details are listed: 'PWI Annual Convention 2021' by 'Permanent Way Institution of NSW', with a 'Follow' button and a price of '\$50'. Below the banner, a white pop-up window is overlaid, containing event details. A green 'Tickets' button is highlighted with a red hand cursor and a red circle containing the number '2'. The pop-up window includes the following information:

- PWI Annual Convention 2021 - RAIL TO RECOVERY!**
- About this event**

Join the Permanent Way Institution to explore the role of rail infrastructure in the post COVID-19 economic recovery.

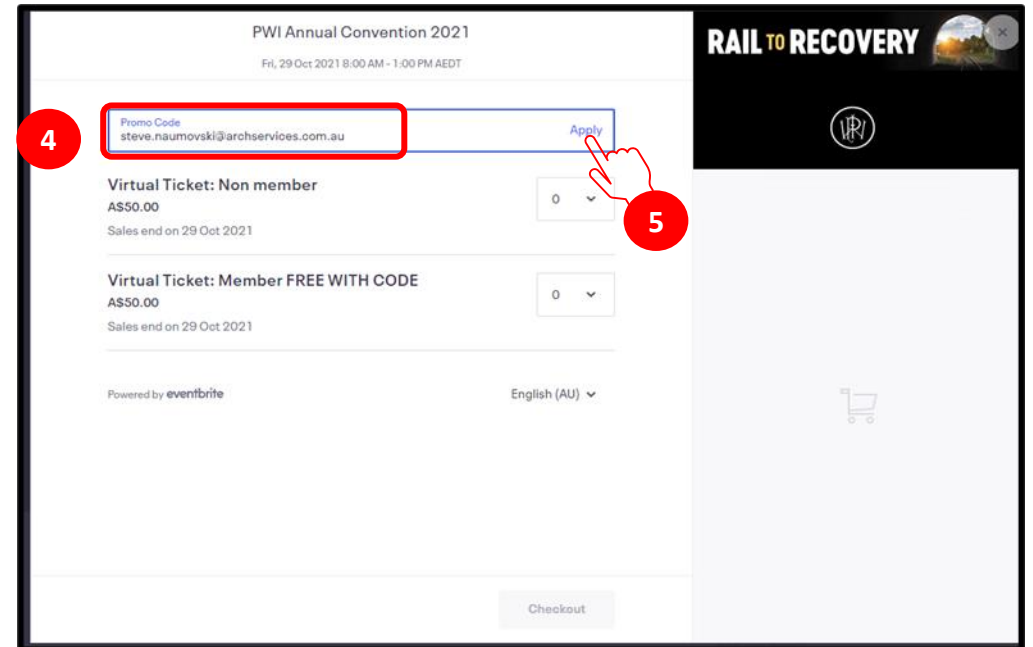
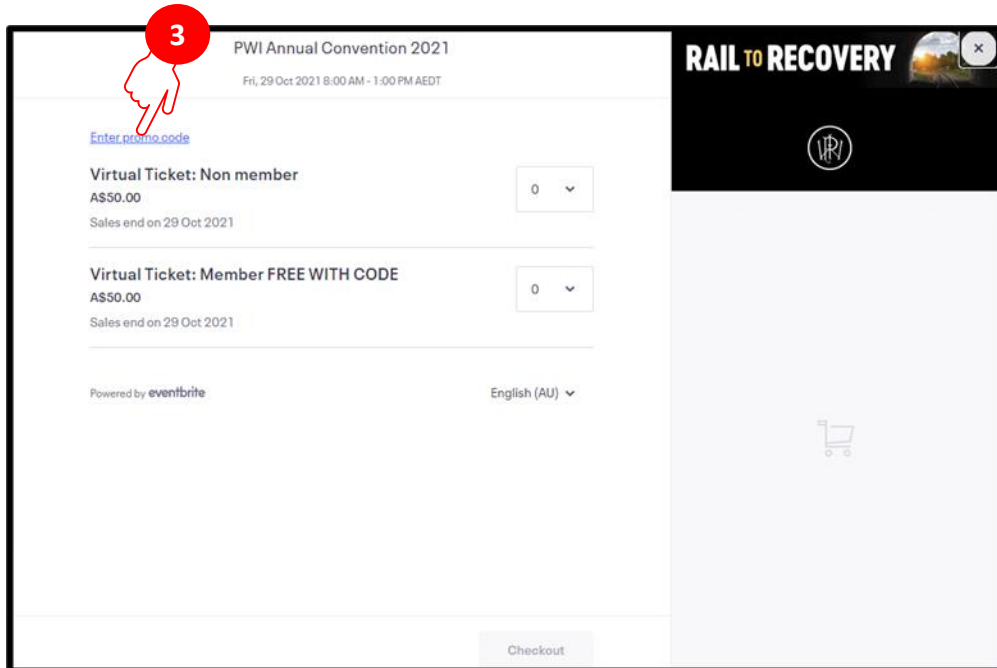
We will look at how existing and future infrastructure projects can play a pivotal role in our economic recovery across NSW, and the importance of innovation, technology and sustainability in this process.
- Tickets to virtual event:**
 - Non-member: \$50
 - Personal Member: COMPLIMENTARY
- Date and time**

Fri, 29 October 2021
8:00 AM - 1:00 PM AEDT
[Add to calendar](#)
- Location**
- Online event**
- Refund policy**

Contact the organiser to request a refund.
Eventbrite's fee is nonrefundable.

Step 3: Select the “Enter promo code”

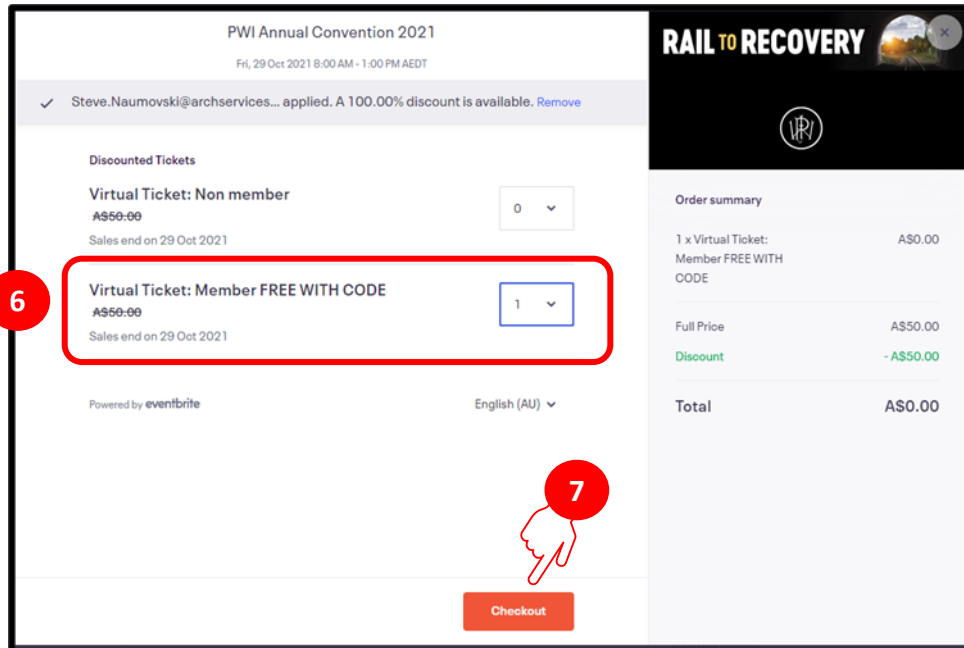
Step 4: Enter your PWI account username (1)
Step 5: Click on “apply” to activate your free member ticket (2)



1. This is the username you would use to enter your membership profile on the PWI NSW website – it would be your email address or your CorpXXXX id code.
2. Please note that you MUST be a financial member for the 21/22FY in order to activate your free ticket. If you have paid your membership recently, you will need to allow 48hrs for the Eventbrite system to be updated with your current membership status.

Step 6: Select the number of member tickets to be purchased.

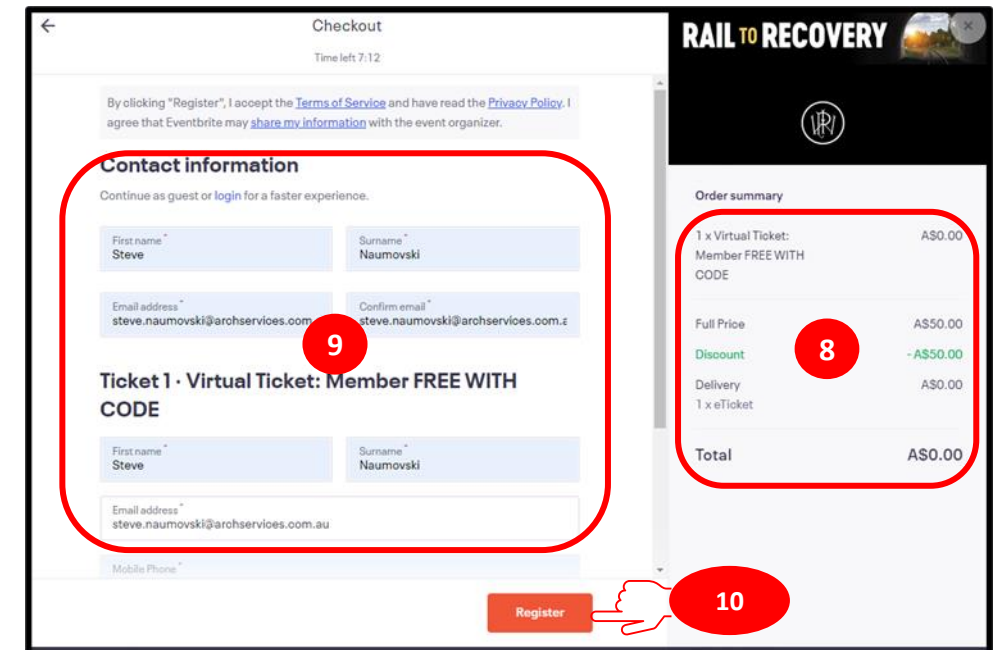
Step 7: Click the “Checkout” button



Step 8: Check that the full ticket discount has been applied to your order

Step 9: Complete the contact information as required

Step 10: Click on “register” button



When successful, you will receive an acknowledgement message like this:

